

CH-HP44UIMZM 30Hz

Heating Capacity kW

Outlet Water Temp.	Ambient Temperature(°C)																		
Water Outlet(°C)	-25	-20	-16	-15	-12	-7	-5	0	1	2	5	7	10	14	15	20	25	30	35
35	6.25	7.56	8.70	9.51	10.86	12.32	12.99	13.95	14.06	14.47	14.73	15.87	16.69	18.13	18.60	19.79	21.70	23.07	25.14
41	6.09	7.34	8.45	9.02	10.06	11.57	12.24	13.37	13.49	13.90	14.27	14.48	15.45	17.31	17.92	19.67	21.32	22.59	24.05
45	5.94	7.18	8.26	8.83	9.84	11.25	11.97	13.09	13.19	13.59	13.95	14.15	15.02	16.16	16.91	18.50	19.80	21.23	22.34
50	5.81	6.97	8.02	8.57	9.55	11.03	11.87	12.69	12.80	13.18	13.53	13.72	14.56	15.96	16.21	17.56	19.20	20.57	21.72
55	5.59	6.75	7.77	8.30	8.60	10.03	10.67	12.16	12.38	12.82	13.16	13.41	14.33	15.61	15.83	17.02	18.26	20.13	20.82
60	5.49	6.51	7.44	7.95	8.29	9.39	10.00	11.84	11.94	12.30	12.61	13.20	13.90	14.87	15.08	16.00	17.60	19.40	19.96
65	/	6.25	7.15	7.47	7.77	8.81	9.38	10.46	10.66	11.21	12.11	12.92	13.54	13.73	13.93	15.46	17.76	18.57	19.19
70	/	/	6.62	6.85	7.41	8.22	8.89	10.53	10.61	10.93	11.53	11.71	12.37	13.37	13.55	14.72	16.94	17.66	18.67
75	/	/	/	/	/	7.94	8.42	9.51	9.91	10.23	10.91	11.55	11.91	12.59	12.79	14.16	/	/	/

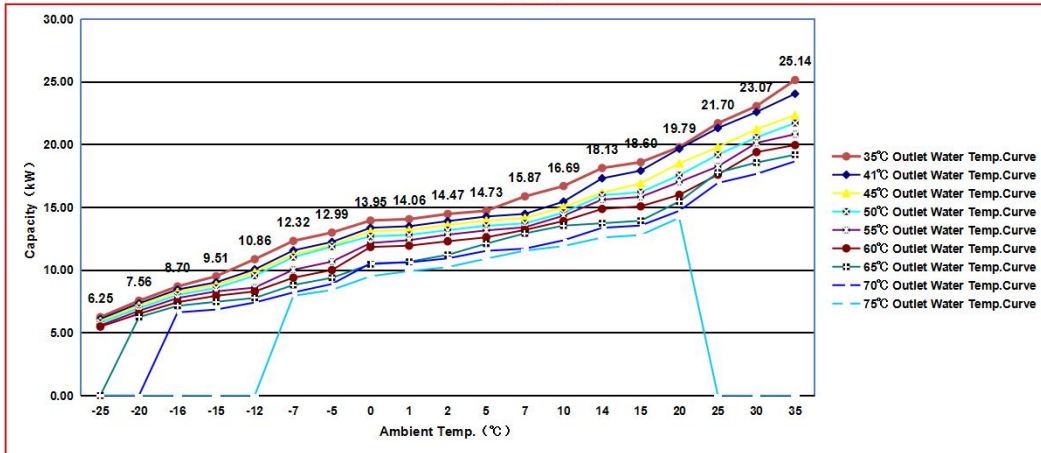
Power Input kW

Outlet Water Temp.	Ambient Temperature(°C)																		
Water Outlet(°C)	-25	-20	-16	-15	-12	-7	-5	0	1	2	5	7	10	14	15	20	25	30	35
35	2.72	2.90	2.99	2.98	3.10	3.12	3.11	3.15	3.10	3.12	3.06	3.18	3.17	3.18	3.13	3.10	3.12	3.07	3.16
41	2.88	3.08	3.19	3.30	3.42	3.48	3.49	3.52	3.48	3.46	3.47	3.47	3.48	3.56	3.52	3.45	3.48	3.58	3.60
45	2.97	3.19	3.32	3.54	3.65	3.66	3.74	3.76	3.69	3.66	3.69	3.62	3.69	3.71	3.69	3.66	3.70	3.82	3.81
50	3.06	3.29	3.62	3.67	3.86	3.97	4.04	3.95	3.89	3.89	3.92	3.83	3.88	3.91	3.85	3.91	3.96	4.02	4.08
55	3.13	3.39	3.73	3.83	3.88	4.04	4.02	4.22	4.17	4.14	4.13	4.09	4.10	4.16	4.20	4.05	4.25	4.21	4.19
60	3.73	3.95	4.08	4.28	4.36	4.41	4.46	4.59	4.50	4.47	4.44	4.39	4.38	4.46	4.47	4.38	4.62	4.45	4.41
65	/	4.39	4.55	4.53	4.53	4.86	4.89	5.02	4.96	5.03	5.02	5.05	5.13	5.07	5.09	5.01	5.37	5.09	5.07
70	/	/	4.77	4.90	4.93	5.14	4.96	5.40	5.41	5.39	5.39	5.38	5.42	5.43	5.46	5.52	6.01	5.70	5.76
75	/	/	/	/	/	5.69	5.67	5.77	5.81	5.82	5.81	5.76	5.81	5.99	5.77	6.02	/	/	/

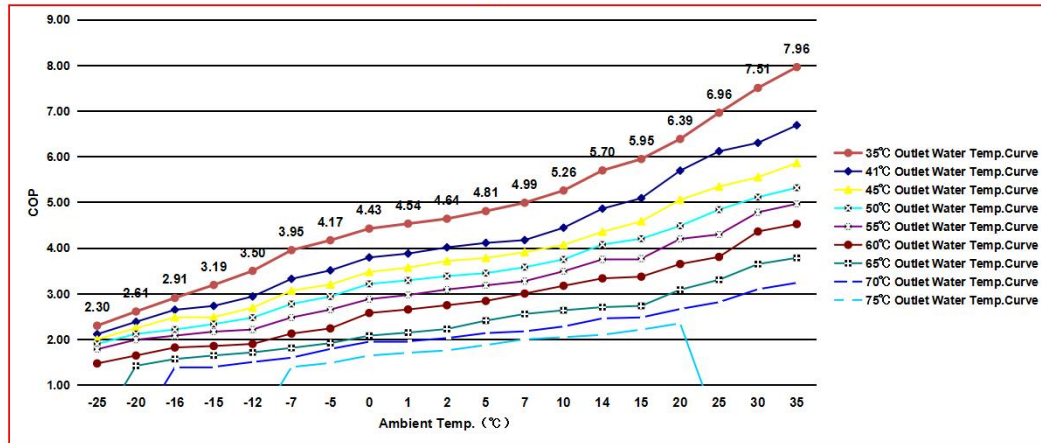
COP

Outlet Water Temp.	Ambient Temperature(°C)																		
Water Outlet(°C)	-25	-20	-16	-15	-12	-7	-5	0	1	2	5	7	10	14	15	20	25	30	35
35	2.30	2.61	2.91	3.19	3.50	3.95	4.17	4.43	4.54	4.64	4.81	4.99	5.26	5.70	5.95	6.39	6.96	7.51	7.96
41	2.11	2.38	2.65	2.73	2.94	3.33	3.51	3.80	3.88	4.02	4.11	4.18	4.45	4.86	5.09	5.70	6.12	6.30	6.69
45	2.00	2.25	2.49	2.49	2.69	3.07	3.20	3.48	3.57	3.72	3.78	3.91	4.07	4.36	4.59	5.06	5.35	5.55	6.86
50	1.90	2.12	2.22	2.34	2.48	2.78	2.94	3.22	3.29	3.39	3.45	3.58	3.75	4.08	4.21	4.49	4.84	5.11	5.32
55	1.78	1.99	2.08	2.17	2.22	2.48	2.65	2.88	2.97	3.09	3.18	3.28	3.49	3.75	3.77	4.20	4.30	4.78	4.97
60	1.47	1.65	1.82	1.86	1.90	2.13	2.24	2.58	2.66	2.75	2.84	3.00	3.17	3.34	3.37	3.65	3.81	4.36	4.53
65	/	1.42	1.57	1.65	1.72	1.81	1.92	2.08	2.15	2.23	2.41	2.56	2.64	2.71	2.74	3.09	3.31	3.65	3.79
70	/	/	1.39	1.40	1.51	1.60	1.79	1.95	1.96	2.03	2.14	2.18	2.28	2.46	2.48	2.67	2.82	3.10	3.24
75	/	/	/	/	/	1.40	1.48	1.65	1.71	1.76	1.88	2.00	2.05	2.10	2.21	2.35	/	/	/

Capacity



COP



CH-HP44UIMZM 57.5Hz

Heating Capacity kW

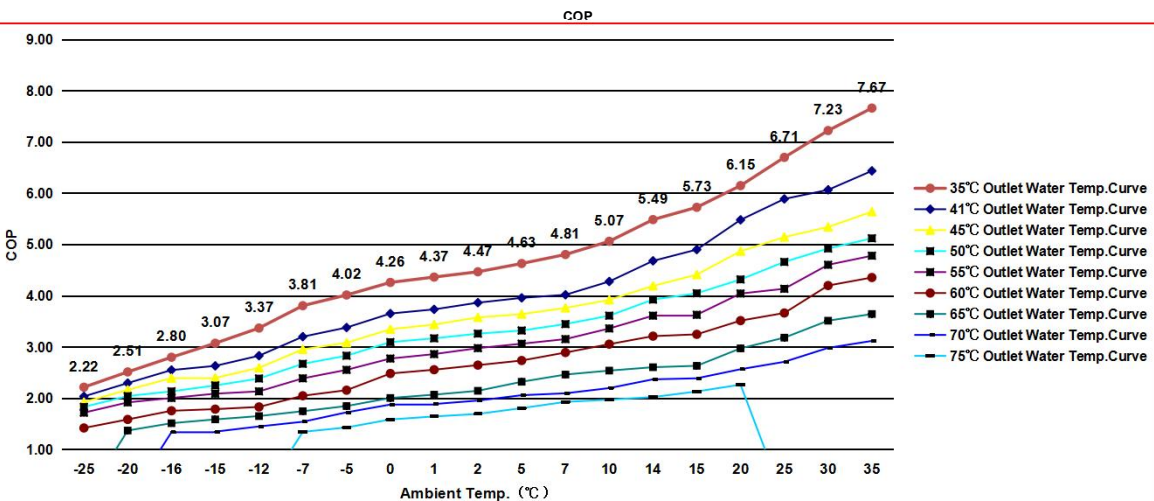
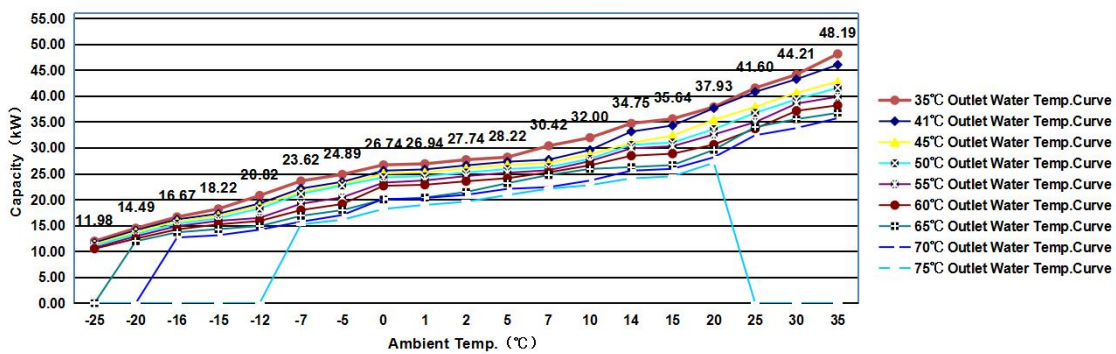
Outlet Water Temp.	Ambient Temperature (°C)																		
Water Outlet(°C)	-25	-20	-16	-15	-12	-7	-5	0	1	2	5	7	10	14	15	20	25	30	35
35	11.98	14.49	16.67	18.22	20.82	23.62	24.89	26.74	26.94	27.74	28.22	30.42	32.00	34.75	35.64	37.93	41.60	44.21	48.19
41	11.68	14.07	16.19	17.29	19.27	22.17	23.46	25.63	25.86	26.64	27.35	27.74	29.62	33.18	34.34	37.70	40.86	43.31	46.10
45	11.39	13.76	15.83	16.92	18.85	21.55	22.95	25.08	25.29	26.05	26.73	27.12	28.80	30.98	32.41	35.45	37.94	40.69	42.81
50	11.14	13.36	15.37	16.42	18.31	21.14	22.75	24.33	24.53	25.27	25.93	26.30	27.91	30.60	31.06	33.65	36.79	39.42	41.62
55	10.72	12.94	14.89	15.91	16.49	19.22	20.46	23.30	23.73	24.57	25.22	25.70	27.47	29.93	30.35	32.62	34.99	38.59	39.91
60	10.53	12.48	14.26	15.24	15.90	18.00	19.17	22.69	22.89	23.57	24.17	25.30	26.65	28.50	28.90	30.67	33.73	37.18	38.25
65	/	11.98	13.70	14.32	14.90	16.89	17.99	20.04	20.43	21.49	23.20	24.77	25.95	26.32	26.70	29.64	34.05	35.59	36.78
70	/	/	12.70	13.13	14.21	15.75	17.04	20.18	20.34	20.95	22.10	22.44	23.71	25.62	25.97	28.21	32.46	33.85	35.78
75	/	/	/	/	/	15.22	16.13	18.22	19.00	19.62	20.91	22.14	22.83	24.14	24.51	27.15	/	/	/

Power Input kW

Outlet Water Temp.	Ambient Temperature (°C)																		
Water Outlet(°C)	-25	-20	-16	-15	-12	-7	-5	0	1	2	5	7	10	14	15	20	25	30	35
35	5.41	5.76	5.95	5.93	6.18	6.20	6.20	6.27	6.17	6.20	6.09	6.33	6.32	6.33	6.22	6.16	6.20	6.12	6.28
41	5.73	6.13	6.35	6.57	6.81	6.92	6.94	7.01	6.92	6.89	6.90	6.92	7.08	7.00	6.87	6.93	7.13	7.16	7.16
45	5.92	6.36	6.61	7.05	7.27	7.29	7.44	7.49	7.35	7.28	7.34	7.20	7.34	7.38	7.34	7.28	7.37	7.61	7.58
50	6.08	6.54	7.20	7.30	7.67	7.91	8.04	7.86	7.74	7.75	7.80	7.63	7.72	7.79	7.67	7.79	7.89	8.00	8.12
55	6.24	6.74	7.42	7.61	7.73	8.04	8.01	8.39	8.29	8.25	8.23	8.15	8.17	8.28	8.36	8.06	8.45	8.38	8.34
60	7.42	7.87	8.12	8.53	8.68	8.79	8.88	9.14	8.95	8.90	8.83	8.74	8.72	8.87	8.90	8.72	9.20	8.85	8.78
65	/	8.74	9.05	9.02	9.02	9.66	9.73	9.99	9.87	10.02	9.99	10.06	10.22	10.10	10.14	9.96	10.69	10.12	10.09
70	/	/	9.50	9.75	9.80	10.22	9.88	10.75	10.78	10.72	10.73	10.70	10.78	10.81	10.87	10.99	11.97	11.34	11.47
75	/	/	/	/	/	11.33	11.28	11.49	11.56	11.58	11.57	11.47	11.57	11.93	11.49	11.98	/	/	/

COP

Outlet Water Temp.	Ambient Temperature (°C)																		
Water Outlet(°C)	-25	-20	-16	-15	-12	-7	-5	0	1	2	5	7	10	14	15	20	25	30	35
35	2.22	2.51	2.80	3.07	3.37	3.81	4.02	4.26	4.37	4.47	4.63	4.81	5.07	5.49	5.73	6.15	6.71	7.23	7.67
41	2.04	2.30	2.55	2.63	2.83	3.20	3.38	3.65	3.74	3.87	3.96	4.02	4.28	4.68	4.90	5.48	5.89	6.07	6.44
45	1.92	2.16	2.39	2.40	2.59	2.96	3.08	3.35	3.44	3.58	3.64	3.77	3.92	4.20	4.42	4.87	5.15	5.35	5.64
50	1.83	2.04	2.13	2.25	2.39	2.67	2.83	3.10	3.17	3.26	3.32	3.45	3.61	3.93	4.05	4.32	4.66	4.93	5.12
55	1.72	1.92	2.01	2.09	2.13	2.39	2.55	2.78	2.86	2.98	3.07	3.16	3.36	3.61	3.63	4.05	4.14	4.61	4.78
60	1.42	1.59	1.76	1.79	1.83	2.05	2.16	2.48	2.56	2.65	2.74	2.89	3.06	3.21	3.25	3.52	3.67	4.20	4.36
65	/	1.37	1.51	1.59	1.65	1.75	1.85	2.01	2.07	2.15	2.32	2.46	2.54	2.61	2.63	2.97	3.18	3.52	3.65
70	/	/	1.34	1.35	1.45	1.54	1.73	1.88	1.89	1.95	2.06	2.10	2.20	2.37	2.39	2.57	2.71	2.98	3.12
75	/	/	/	/	/	1.34	1.43	1.59	1.64	1.69	1.81	1.93	1.97	2.02	2.13	2.27	/	/	/



CH-HP44UIMZM 80Hz

Heating Capacity kW

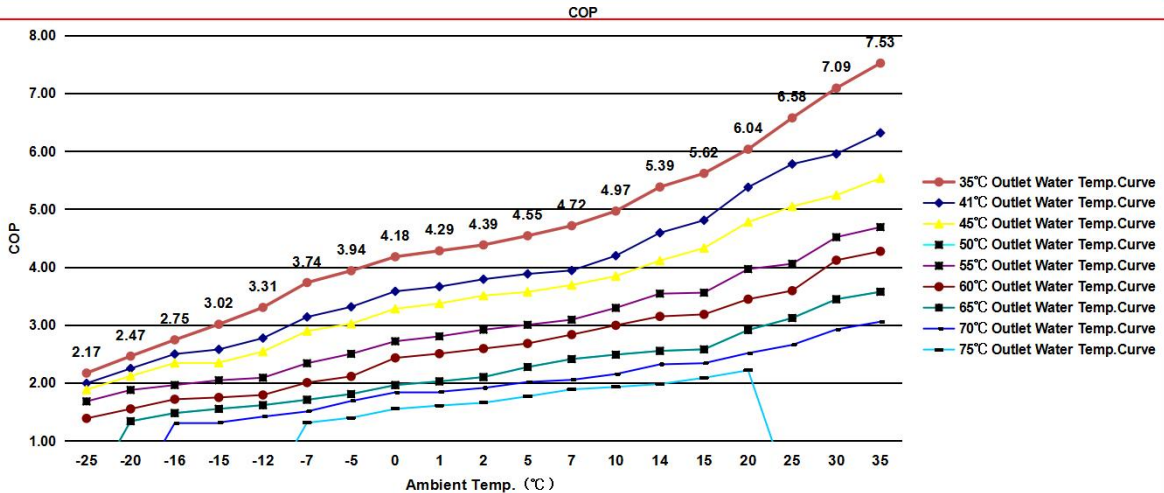
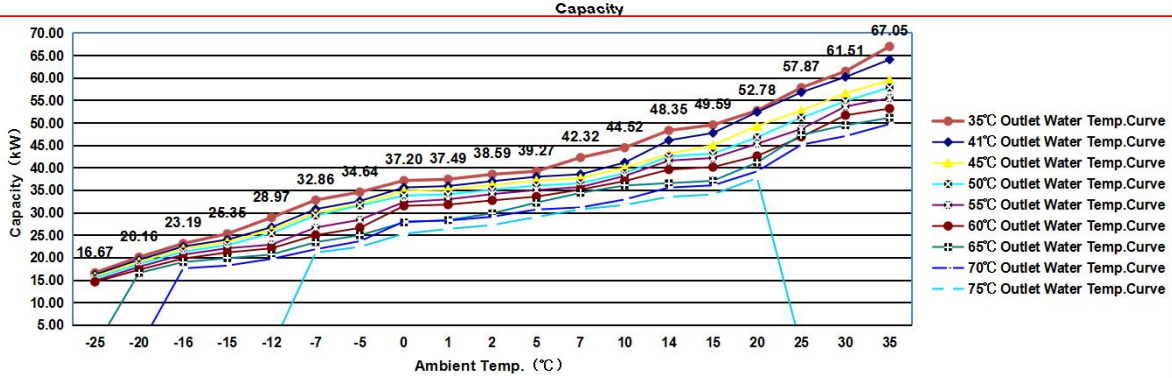
Outlet Water Temp.	Ambient Temperature (°C)																		
Water Outlet(°C)	-25	-20	-16	-15	-12	-7	-5	0	1	2	5	7	10	14	15	20	25	30	35
35	16.67	20.16	23.19	25.35	28.97	32.86	34.64	37.20	37.49	38.59	39.27	42.32	44.52	48.35	49.59	52.78	57.87	61.51	67.05
41	16.24	19.57	22.53	24.06	26.81	30.84	32.64	35.66	35.98	37.07	38.05	38.60	41.21	46.16	47.78	52.45	56.84	60.25	64.14
45	15.84	19.15	22.02	23.54	26.23	29.99	31.93	34.90	35.19	36.24	37.19	37.73	40.07	43.10	45.10	49.33	52.79	56.61	59.57
50	15.50	18.59	21.38	22.85	25.47	29.41	31.65	33.85	34.13	35.15	36.08	36.59	38.84	42.57	43.22	46.82	51.19	54.84	57.91
55	14.91	18.00	20.72	22.14	22.94	26.74	28.46	32.42	33.02	34.19	35.09	35.76	38.22	41.64	42.22	45.39	48.68	53.69	55.53
60	14.65	17.36	19.84	21.20	22.11	25.05	26.67	31.57	31.85	32.79	33.62	35.19	37.08	39.66	40.21	42.67	46.93	51.73	53.22
65	/	16.66	19.06	19.93	20.73	23.49	25.02	27.89	28.42	29.91	32.28	34.46	36.11	36.61	37.14	41.23	47.37	49.51	51.18
70	/	/	17.66	18.27	19.77	21.91	23.70	28.07	28.29	29.15	30.75	31.22	32.99	35.64	36.13	39.25	45.17	47.10	49.78
75	/	/	/	/	/	21.18	22.44	25.35	26.44	27.29	29.09	30.80	31.76	33.58	34.11	37.77	/	/	/

Power Input kW

Outlet Water Temp.	Ambient Temperature (°C)																		
Water Outlet(°C)	-25	-20	-16	-15	-12	-7	-5	0	1	2	5	7	10	14	15	20	25	30	35
35	7.66	8.17	8.44	8.40	8.76	8.79	8.79	8.89	8.75	8.80	8.64	8.97	8.95	8.98	8.82	8.74	8.79	8.67	8.91
41	8.13	8.68	9.00	9.31	9.65	9.81	9.84	9.94	9.81	9.77	9.79	9.78	9.81	10.04	9.93	9.74	9.83	10.11	10.15
45	8.39	9.02	9.38	10.00	10.30	10.34	10.55	10.62	10.42	10.32	10.40	10.21	10.41	10.47	10.41	10.32	10.45	10.79	10.75
50	8.63	9.27	10.21	10.35	10.88	11.21	11.39	11.14	10.97	10.98	11.06	10.81	10.95	11.05	10.87	11.04	11.19	11.35	11.52
55	8.84	9.56	10.53	10.79	10.95	11.40	11.35	11.90	11.75	11.69	11.67	11.55	11.58	11.74	11.85	11.43	11.99	11.87	11.83
60	10.51	11.15	11.51	12.09	12.31	12.46	12.59	12.95	12.69	12.62	12.52	12.40	12.36	12.58	12.61	12.36	13.05	12.55	12.44
65	/	12.39	12.84	12.79	12.79	13.70	13.80	14.17	13.99	14.20	14.17	14.26	14.48	14.31	14.37	14.13	15.16	14.35	14.30
70	/	/	13.47	13.82	13.90	14.49	14.00	15.24	15.28	15.20	15.22	15.17	15.29	15.33	15.41	15.58	16.97	16.08	16.26
75	/	/	/	/	/	16.06	16.00	16.29	16.38	16.42	16.41	16.27	16.40	16.91	16.29	16.99	/	/	/

COP

Outlet Water Temp.	Ambient Temperature (°C)																		
Water Outlet(°C)	-25	-20	-16	-15	-12	-7	-5	0	1	2	5	7	10	14	15	20	25	30	35
35	2.17	2.47	2.75	3.02	3.31	3.74	3.94	4.18	4.29	4.39	4.55	4.72	4.97	5.39	5.62	6.04	6.58	7.09	7.53
41	2.00	2.25	2.50	2.58	2.78	3.14	3.32	3.59	3.67	3.80	3.89	3.95	4.20	4.60	4.81	5.38	5.78	5.96	6.32
45	1.89	2.12	2.35	2.35	2.55	2.90	3.03	3.29	3.38	3.51	3.58	3.69	3.85	4.12	4.33	4.78	5.05	5.25	5.54
50	1.80	2.00	2.09	2.21	2.34	2.62	2.78	3.04	3.11	3.20	3.26	3.38	3.55	3.85	3.97	4.24	4.58	4.83	5.03
55	1.69	1.88	1.97	2.05	2.09	2.34	2.51	2.72	2.81	2.92	3.01	3.10	3.30	3.55	3.56	3.97	4.06	4.52	4.69
60	1.39	1.56	1.72	1.75	1.80	2.01	2.12	2.44	2.51	2.60	2.69	2.84	3.00	3.15	3.19	3.45	3.60	4.12	4.28
65	/	1.34	1.48	1.56	1.62	1.71	1.81	1.97	2.03	2.11	2.28	2.42	2.49	2.56	2.58	2.92	3.12	3.45	3.58
70	/	/	1.31	1.32	1.42	1.51	1.69	1.84	1.85	1.92	2.02	2.06	2.16	2.33	2.35	2.52	2.66	2.93	3.06
75	/	/	/	/	/	1.32	1.40	1.56	1.61	1.66	1.77	1.89	1.94	1.99	2.09	2.22	/	/	/



CH-HP44UIMZM 90Hz

Heating Capacity kW

Outlet Water Temp.	Ambient Temperature(°C)																		
Water Outlet(°C)	-25	-20	-16	-15	-12	-7	-5	0	1	2	5	7	10	14	15	20	25	30	35
35	17.82	21.54	24.79	27.10	30.96	35.12	37.02	39.76	40.07	41.24	41.97	45.23	47.58	51.68	53.00	56.41	61.85	65.74	71.66
41	17.36	20.92	24.08	25.72	28.66	32.96	34.88	38.11	38.45	39.62	40.66	41.26	44.05	49.34	51.07	56.06	60.75	64.39	68.55
45	16.93	20.46	23.54	25.16	28.03	32.05	34.12	37.30	37.60	38.73	39.75	40.33	42.82	46.07	48.20	52.72	56.42	60.50	63.66
50	16.56	19.87	22.85	24.42	27.22	31.43	33.83	36.17	36.48	37.57	38.56	39.11	41.51	45.50	46.19	50.04	54.71	58.61	61.89
55	15.94	19.24	22.14	23.66	26.52	28.58	30.42	34.65	35.29	36.54	37.50	38.22	40.85	44.50	45.12	48.51	52.03	57.38	59.35
60	15.65	18.56	21.20	22.66	23.64	26.77	28.50	33.74	34.04	35.04	35.94	37.61	39.63	42.38	42.97	45.60	50.16	55.29	56.88
65	/	17.81	20.37	21.30	22.16	25.11	26.75	29.80	30.38	31.96	34.50	36.83	38.59	39.13	39.70	44.07	50.63	52.91	54.70
70	/	/	18.88	19.53	21.13	23.42	25.33	30.00	30.24	31.15	32.86	33.37	35.26	38.09	38.62	41.94	48.27	50.33	53.20
75	/	/	/	/	/	22.64	23.98	27.09	28.26	29.17	31.09	32.92	33.94	35.89	36.45	40.37	/	/	/

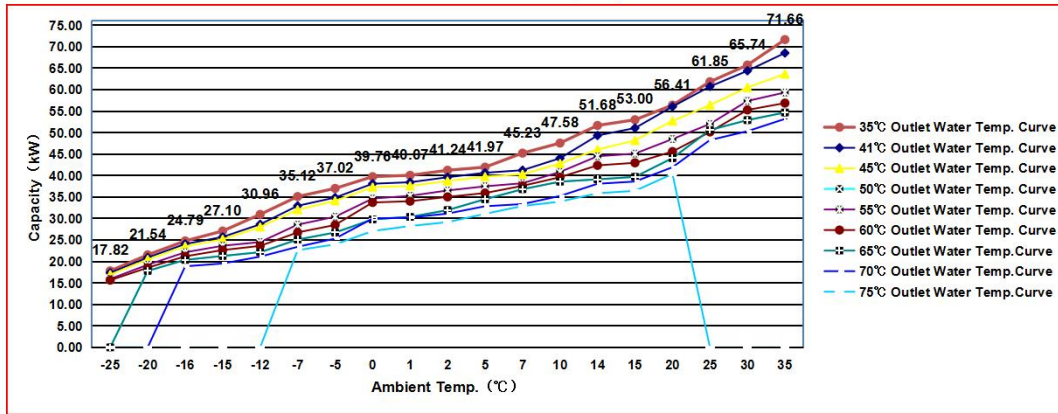
Power Input kW

Outlet Water Temp.	Ambient Temperature(°C)																		
Water Outlet(°C)	-25	-20	-16	-15	-12	-7	-5	0	1	2	5	7	10	14	15	20	25	30	35
35	8.40	8.95	9.24	9.20	9.59	9.63	9.62	10.09	9.93	9.98	9.80	10.18	10.16	10.19	10.01	9.92	9.98	9.84	10.11
41	8.91	9.51	9.86	10.20	10.57	10.75	10.78	11.28	11.14	11.08	11.11	11.10	11.13	11.40	11.27	11.06	11.15	11.48	11.51
45	9.19	9.88	10.27	10.95	11.28	11.33	11.55	12.06	11.83	11.71	11.80	11.82	11.88	11.81	11.71	11.86	12.25	12.20	12.20
50	9.45	10.16	11.18	11.34	11.92	12.28	12.48	12.64	12.45	12.46	12.56	12.27	12.43	12.53	12.34	12.53	12.69	12.88	13.07
55	9.69	10.47	11.53	11.82	12.00	12.49	12.44	13.51	13.34	13.27	13.24	13.11	13.14	13.32	13.45	12.97	13.60	13.48	13.42
60	11.52	12.22	12.61	13.24	13.48	13.65	13.80	14.70	14.40	14.32	14.21	14.07	14.03	14.27	14.31	14.03	14.81	14.24	14.12
65	/	13.58	14.06	14.01	14.01	15.01	15.12	16.08	15.88	16.12	16.08	16.18	16.44	16.24	16.31	16.03	17.20	16.29	16.23
70	/	/	14.76	15.14	15.23	15.87	15.34	17.30	17.34	17.25	17.27	17.22	17.35	17.39	17.48	17.68	19.26	18.25	18.45
75	/	/	/	/	/	17.60	17.52	18.48	18.59	18.63	18.62	18.46	18.61	19.19	18.49	19.28	/	/	/

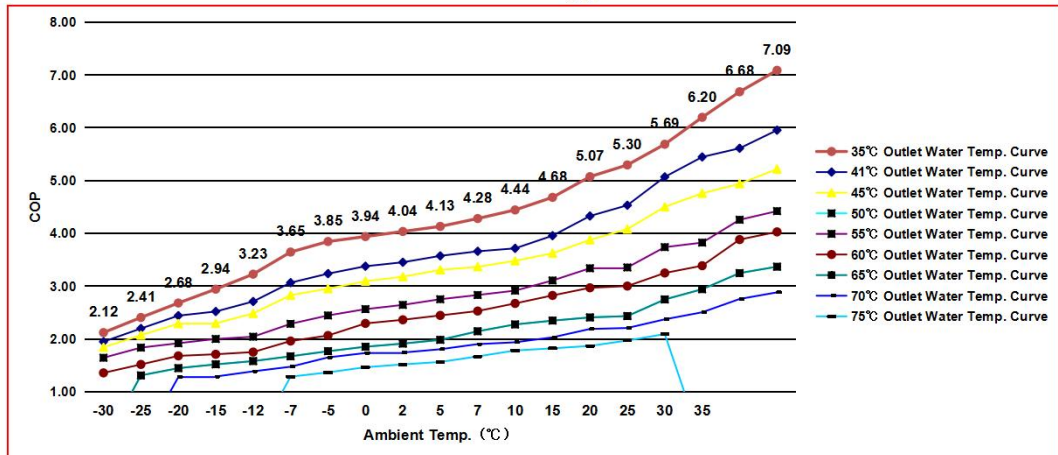
COP

Outlet Water Temp.	Ambient Temperature(°C)																		
Water Outlet(°C)	-25	-20	-16	-15	-12	-7	-5	0	1	2	5	7	10	14	15	20	25	30	35
35	2.12	2.41	2.68	2.94	3.23	3.65	3.85	3.94	4.04	4.13	4.28	4.44	4.68	5.07	5.30	5.69	6.20	6.68	7.09
41	1.95	2.20	2.44	2.52	2.71	3.07	3.24	3.38	3.45	3.57	3.66	3.72	3.96	4.33	4.53	5.07	5.45	5.61	5.95
45	1.84	2.07	2.29	2.30	2.48	2.83	2.95	3.09	3.18	3.31	3.37	3.48	3.62	3.88	4.08	4.50	4.76	4.94	5.22
50	1.75	1.96	2.04	2.15	2.28	2.56	2.71	2.86	2.93	3.01	3.07	3.19	3.34	3.63	3.74	3.99	4.31	4.55	4.74
55	1.65	1.84	1.92	2.00	2.04	2.29	2.45	2.57	2.65	2.75	2.83	2.92	3.11	3.34	3.36	3.74	3.83	4.26	4.42
60	1.36	1.52	1.68	1.71	1.75	1.96	2.07	2.30	2.36	2.45	2.53	2.67	2.83	2.97	3.00	3.25	3.39	3.88	4.03
65	/	1.31	1.45	1.52	1.58	1.67	1.77	1.85	1.91	1.98	2.15	2.28	2.35	2.41	2.43	2.75	2.94	3.25	3.37
70	/	/	1.28	1.29	1.39	1.48	1.65	1.73	1.74	1.81	1.90	1.94	2.03	2.19	2.21	2.37	2.51	2.76	2.88
75	/	/	/	/	/	1.29	1.37	1.47	1.52	1.57	1.67	1.78	1.82	1.87	1.97	2.09	/	/	/

Capacity



COP



CH-HP44UIMZM 110Hz

Heating Capacity kW

Outlet Water Temp.	Ambient Temperature(°C)																		
Water Outlet(°C)	-25	-20	-16	-15	-12	-7	-5	0	1	2	5	7	10	14	15	20	25	30	35
35	21.775	26.332	30.298	33.119	37.843	42.925	45.242	48.59	48.969	50.406	51.292	55.285	58.151	63.161	64.778	68.942	75.596	80.347	87.588
41	21.219	25.567	29.428	31.429	35.026	40.289	42.637	46.576	46.999	48.421	49.698	50.423	53.834	60.299	62.418	68.512	74.254	78.705	83.778
45	20.697	25.01	28.767	30.747	34.264	39.171	41.705	45.587	45.961	47.335	48.582	49.288	52.336	56.302	58.907	64.432	68.953	73.945	77.808
50	20.245	24.28	27.932	29.849	33.274	38.42	41.345	44.213	44.588	45.92	47.13	47.797	50.729	55.609	56.45	61.157	66.867	71.635	75.648
55	19.48	23.515	27.063	28.915	29.97	34.927	37.177	42.347	43.131	44.655	45.839	46.714	49.924	54.39	55.15	59.285	63.592	70.126	72.54
60	19.132	22.68	25.915	27.694	28.887	32.715	34.839	41.238	41.602	42.828	43.922	45.972	48.433	51.8	52.523	55.733	61.305	67.578	69.524
65	/	21.766	24.896	26.027	27.082	30.687	32.689	36.426	37.126	39.065	42.167	45.017	47.169	47.825	48.521	53.863	61.875	64.673	66.852
70	/	/	23.074	23.871	25.827	28.62	30.962	36.668	36.959	38.075	40.168	40.78	43.09	46.56	47.197	51.265	59.002	61.52	65.021
75	/	/	/	/	/	27.666	29.314	33.114	34.534	35.65	38.002	40.234	41.487	43.865	44.551	49.341	/	/	/

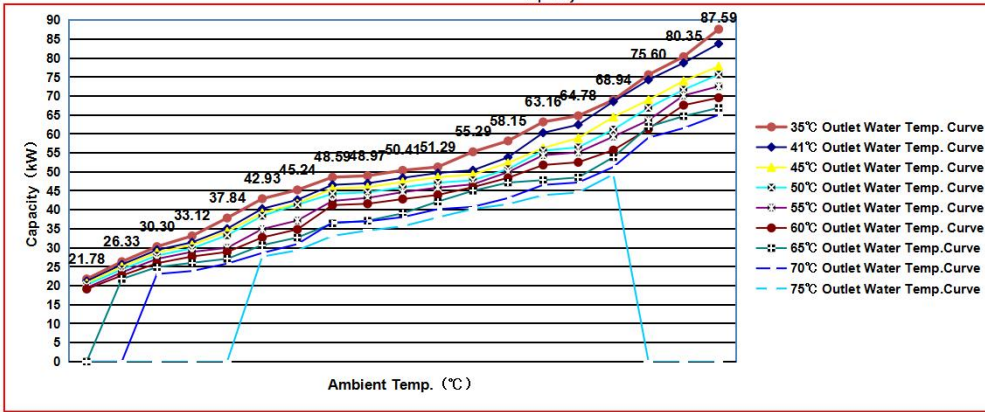
Power Input kW

Outlet Water Temp.	Ambient Temperature(°C)																		
Water Outlet(°C)	-25	-20	-16	-15	-12	-7	-5	0	1	2	5	7	10	14	15	20	25	30	35
35	10.26	10.94	11.30	11.25	11.72	11.77	11.76	12.33	12.13	12.20	11.98	12.44	12.42	12.45	12.23	12.12	12.20	12.03	12.36
41	10.88	11.63	12.05	12.47	12.92	13.14	13.17	13.79	13.61	13.55	13.58	13.57	13.61	13.93	13.77	13.52	13.63	14.03	14.07
45	11.23	12.07	12.55	13.39	13.79	13.84	14.12	14.73	14.46	14.31	14.43	14.16	14.44	14.52	14.43	14.31	14.49	14.97	14.92
50	11.55	12.42	13.67	13.86	14.57	15.01	15.25	15.45	15.22	15.23	15.35	15.00	15.19	15.32	15.08	15.31	15.52	15.74	15.97
55	11.84	12.80	14.09	14.45	14.67	15.27	15.20	16.51	16.30	16.22	16.18	16.02	16.06	16.29	16.44	15.86	16.62	16.47	16.41
60	14.08	14.93	15.42	16.18	16.48	16.68	16.86	17.97	17.60	17.50	17.36	17.19	17.14	17.44	17.49	17.15	18.10	17.40	17.26
65	/	16.59	17.19	17.13	17.12	18.34	18.48	19.65	19.40	19.70	19.65	19.78	20.09	19.85	19.93	19.59	21.03	19.91	19.84
70	/	/	18.03	18.51	18.61	19.40	18.75	21.14	21.19	21.08	21.10	21.04	21.21	21.26	21.21	21.61	23.54	22.31	22.55
75	/	/	/	/	/	21.51	21.42	22.59	22.72	22.77	22.75	22.56	22.75	23.46	22.60	23.57	/	/	/

COP

Outlet Water Temp.	Ambient Temperature(°C)																		
Water Outlet(°C)	-25	-20	-16	-15	-12	-7	-5	0	1	2	5	7	10	14	15	20	25	30	35
35	2.12	2.41	2.68	2.94	3.23	3.65	3.85	3.94	4.04	4.13	4.28	4.44	4.68	5.07	5.30	5.69	6.20	6.68	7.09
41	1.95	2.20	2.44	2.52	2.71	3.07	3.24	3.38	3.45	3.57	3.66	3.72	3.96	4.33	4.53	5.07	5.45	5.61	5.95
45	1.84	2.07	2.29	2.30	2.48	2.83	2.95	3.09	3.18	3.31	3.37	3.48	3.62	3.88	4.08	4.50	4.76	4.94	5.22
50	1.75	1.96	2.04	2.15	2.28	2.56	2.71	2.86	2.93	3.01	3.07	3.19	3.34	3.63	3.74	3.99	4.31	4.55	4.74
55	1.65	1.84	1.92	2.00	2.04	2.29	2.45	2.57	2.65	2.75	2.83	2.92	3.11	3.34	3.36	3.74	3.83	4.26	4.42
60	1.36	1.52	1.68	1.71	1.75	1.96	2.07	2.30	2.36	2.45	2.53	2.67	2.83	2.97	3.00	3.25	3.39	3.88	4.03
65	/	1.31	1.45	1.52	1.58	1.67	1.77	1.85	1.91	1.98	2.15	2.28	2.35	2.41	2.43	2.75	2.94	3.25	3.37
70	/	/	1.28	1.29	1.39	1.48	1.65	1.73	1.74	1.81	1.90	1.94	2.03	2.19	2.21	2.37	2.51	2.76	2.88
75	/	/	/	/	/	1.29	1.37	1.47	1.52	1.57	1.67	1.78	1.82	1.87	1.97	2.09	/	/	/

Capacity



COP

